


# Waste ManageX WMM

## Frequently Asked Questions

- Skip Guide: How to fill a Skip
- Delivery & Collection of your Skip
- What Skip size do I need?
- How much is hiring a Skip?
- Do I need a Skip Permit?
- How to dispose of hazardous items?
- Skip hiring for businesses



# Skip Guide: How to fill a Skip

The number of items that can fit in a skip may surprise you. There are numerous items that can be disposed of in a skip, ranging from common household waste to construction waste. There are, however, some hazardous materials that cannot be disposed of in a skip. If you fill your hired skip with any of these things, the skip hire company may charge you heavily and we may refuse to pick up the skip.

Things that **can be put in a skip** include:

- **Construction Waste:** including bricks, rubble, and timber
- **Inert Waste:** soil and aggregates
- **General Waste:** Items that typically go in your weekly black bin collection
- **Garden Waste:** turf, soil and such
- **Paper, Cardboard and Plastic:** packaging, plastic bottles and containers
- **Household Items:** such as carpet, furniture and general waste
- **Mixed Commercial Waste**
- **Metals:** such as bedframes, foil, and drink cans
- **Wood:** old flooring, leftover wood from DIY projects

## Are there any exceptions to the above?

Plasterboard is a type of construction waste for which there may be an additional fee and/or a need to hire a separate skip. Tree roots are one type of garden waste that might not be permitted in a skip. Mattresses and other household waste may incur additional fees. Carpet may incur an additional fee if it makes up more than 10% of the waste in the skip.

Always check with us if you have any doubts.

Things that **cannot be put in a skip** include:

- **Electrical appliances:** such as washing machines and fridges
- **Tyres:** car tyres, machine tyres
- **Upholstered Seating (including Sofas):** since the 1<sup>st</sup> of January 2023, anything such as sofas, armchairs and dining chairs and futons cannot be disposed of in skips, due to some containing POPs
- **Asbestos:** skips accepting asbestos aren't available in most places, hence this material requires special requests
- **Harmful Chemicals:** such as solvents and glue
- **Fluorescent Tubes**
- **Medical Waste**
- **Batteries**
- **Filled Paint Tins**
- **Oil/Petrol/Diesel**
- **Gas Cylinders**

Make sure you don't put any of the materials mentioned above into a skip as it can be an expensive mistake. The skip company will get in touch with you and either refuse collection or charge you more if you do.

We sincerely hope that this guide was useful in helping you understand what can and cannot be disposed of in a skip. The general rule of thumb is to first contact us, and we will contact the skip hire company to see their prohibited items if you are unsure whether something can go in the skip. There may be different regulations for each skip rental service.

As always, check with us if you have any doubts.

# Delivery & Collection of your Skip

You have booked your skip, chosen your preferred dates, the size of skip and the waste type, however, it's crucial to start planning for your skip hire well in advance if you want to ensure that it goes as smoothly as possible.

## ***These are the things to keep in mind:***

- **Overhead Clearance:** make sure there is at least a 3-4 meters overhead clearance to the designated area of placement for the skip.
- **Obstacles:** The skip lorry may be unable to deliver the skip if there are any large obstructions in its path. Be ready and clear all obstructions to ensure a smooth delivery.
- **Will it fit:** Check the skip's dimensions before ordering it, then measure the area where you want to put it. Then, compare the two measurements to see if the skip will fit.
- **Level loaded skip:** When the skip lorry comes to collect the skip, make sure the skip is loaded level. Loaded level means the waste in the skip is not pouring out over the brim and all the waste is contained within the borders. If the skip is not loaded level the skip supplier may refuse to collect the skip, as it will be unsafe to lift it onto the skip lorry and to also transport the overloaded skip on the lorry.
- **Make sure of its content:** Plasterboard and other hazardous materials will prevent the skip from being collected. For more info on the items prohibited, please refer to the above. Due to safety concerns, skips larger than 8 yards that have heavy hardcore or soil in them won't be picked up.


# What Skip size do I need?

It's critical to consider how much waste you need to dispose of when choosing the appropriate skip size for your needs. Skips come in a variety of sizes, ranging from 2 cubic yards (smaller domestic skips) to 40 cubic yards (large, commercial skips). To assist you, we've collected some of the most popular sizes and their dimensions to help make your decision a little bit easier. Hopefully, this will help in determining the size you need.

- **How much waste do I really have:** The most straightforward way to determine how much waste each size of skip can hold is by counting how many full black bin bags it can hold. Calculate how many black bin bags would be required to hold all your waste. This equates to roughly 100 litres, so then you just must check the size of each skip either on our website or using an online tool.
- **What available space is there to place the skip:** You must measure how much room you have for the skip. If going on a private property, you must measure the size of your driveway before placing a skip there so that you can determine which skip will fit. Give yourself plenty of room as the skip lorry will need to deliver the skip, so keep that in mind. Also, give yourself some extra space for easy access since you will need room to load the skip.

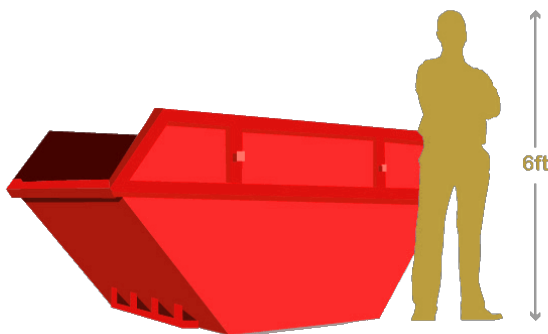
To assist you with the dimensions, please refer to the list below and check the size of your chosen skip.

***These are the most popular sizes:***



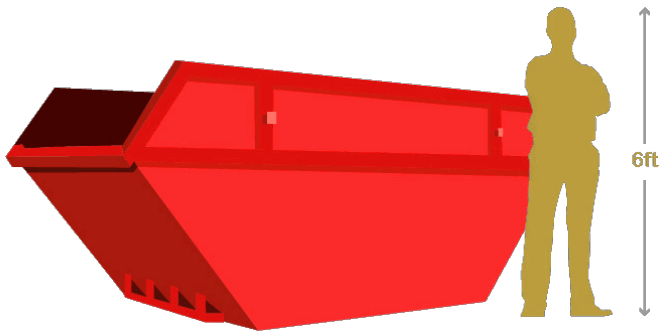
The **4-yard** skip, also referred to as the midi skip, is primarily hired for medium-sized jobs like clearing out houses, remodelling bathrooms and improving gardens. The 4-yard skip offers the benefits of being among the most widely used for domestic purposes.

- **Dimensions:** 7ft x 5ft x 3ft or 2.13m x 1.52m x 0.91m
- **Waste allowance:** 40 bin bags




The **6-yard** skip, also referred to as the builders' skip, is primarily used for small construction project, kitchen and bathroom refits, demolition waste, heavy waste, large house clearances, building waste and garden waste.

- **Dimensions:** 10ft x 5.5ft x 3ft or 3.04m x 1.52m x 1.20m
- **Waste allowance:** 60 bin bags



The **8 Yard** skip, also known as a large builders' skip, is the most widely used skip. It is typically used for construction projects with large amounts of waste, but it can also handle bulky waste. Additionally, it is the biggest skip you can use for aggregates, like hardcore

- **Dimensions:** 11ft x 7ft x 5ft or 3.35m x 2.13m x 1.52m
- **Waste allowance:** 80 bin bags



The **12 Yard** skip, also known as the maxi skip, is used for commercial projects, larger light weight items, and construction. This skip can be used domestically where there will be a large amount of waste but are not suitable for soil or hardcore. It is the perfect skip for larger tasks.

- **Dimensions:** 13ft x 7ft x 6ft or 3.96m x 2.13m x 1.83m
- **Waste allowance:** 120 bin bags

# How much is hiring a Skip?

One of the first questions most people have when considering hiring a skip is how much it will cost. The price of hiring a skip varies depending on a few factors. In this section, we'll examine the variables that affect the cost of hiring a skip.

- **Price varies compared to the size used:** The size of the skip is one of the most important factors affecting the cost of hiring a skip. As the size of the skip increases, the cost of hiring will rise. As a result, choosing a 4yd skip over an 8yd skip will undoubtedly save you money. But always pick a skip size that will work for your needs when hiring a skip. Keep in mind that smaller skips may be less expensive than larger skips, but if you have a lot of waste, hiring one 12yd skip will be more affordable than renting several mini skips.
- **Location of the skip hiring:** The location from which you are hiring the skip has an impact on the cost of skips as well. Depending on where you are in the UK, local skip hire companies offer a range of prices. For instance, the price of a skip is significantly higher in Cornwall than in Bedfordshire.
- **Duration of the Skip hire:** Most skip hire companies offer a standard, all-inclusive 7 to 14 days hiring period. You will be charged more if you need the hiring to last longer. Get in touch with us or add to the notes on your order should you wish to extend this term.



## Do I need a Skip permit?

You will need a skip permit if you plan to place your hired skip on a public road or council property. A council permit will increase the price of your skip hiring. Depending on where you live, council permits vary in cost. Any permit application can be rejected by local councils, and no refund will be given. Most councils take up to 7 days to process any permit requests. A permit isn't necessary if the skip will be placed on private land.

For more info on costs, please check your postcode and select "Public Land" on our website. You will be shown the different prices for the different skip sizes.

## How to dispose of hazardous items?

Any waste that could harm the environment or human health is considered a hazardous waste.

### **Hazardous waste includes:**

- *Asbestos*
- *Chemicals, such as brake fluid*
- *Fluorescent tubes (mercury)*

- *Batteries*
- *Oils*
- *Solvents*
- *Pesticides*
- *Equipment containing ozone depleting substances, such as fridges*
- *WEEE, computer monitors, white goods.*

The proper disposal method must be used for hazardous waste. It is not permitted for it to be placed in a skip or a black bin. You can take most hazardous wastes to your local hazardous waste management facility. The hazardous waste will be classified and sorted here in preparation for treatment.

Be cautious when transporting the hazardous waste if you're taking it yourself to the treatment facility. To lessen the chance that any dangerous chemicals or residues will elude containment and enter the vehicle, ensure that the hazardous waste is properly contained.

## Skip hiring for businesses

One of the least expensive waste disposal options available to businesses is skip hire. The cost savings from using a skip hire service can add up over time as they are typically much less expensive than hiring a private waste removal company. The ability to collect waste more effectively than with other methods of waste disposal is another benefit of skip hiring.

## **Commercial Skip Hire Reduces Your Carbon Footprint**

Skip rental is a sustainable method of waste disposal. With the help of specialized tools and methods, our skip rental service ensures that materials are disposed of as effectively as possible, lowering the amount of carbon emissions generated. By assisting them in more responsible waste disposal, our skip hire services additionally assist businesses in lowering their overall carbon footprint.

Get in touch with us if your company or business is looking for a permanent skip hiring solution.

# Waste ManageX WMM

***Waste management, for the future...***

